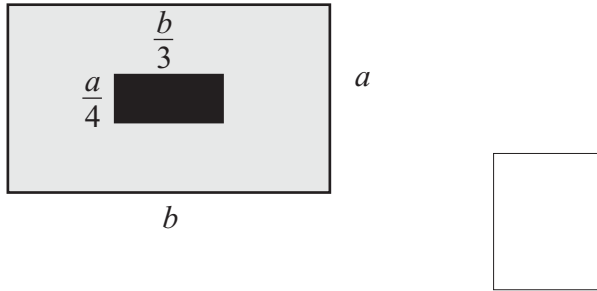
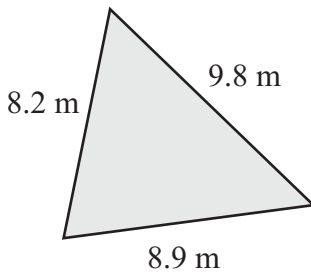


Name: _____

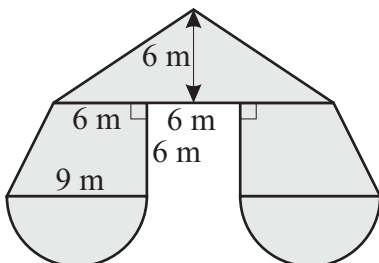
1. What fraction of the larger rectangle below is shaded black?



2. Use Hero's Formula to find the area of the triangle below.
Give answer correct to one decimal place.



3. Find the area of the symmetrical shape below.
Give answer correct to one decimal place.



4. Find the area of the shaded region of the symmetrical object shown below.
Give answer correct to one decimal place.

