

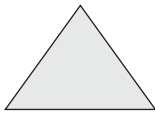
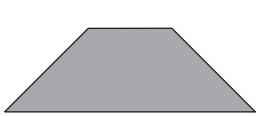
SHAPES 2


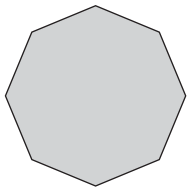
MARK

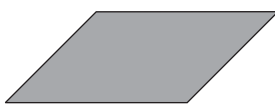

14


1. From the list below, choose the correct name for the shapes shown and write the name under each shape.

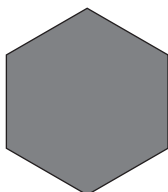
square parallelogram circle
 rectangle hexagon pentagon
 octagon triangle trapezium



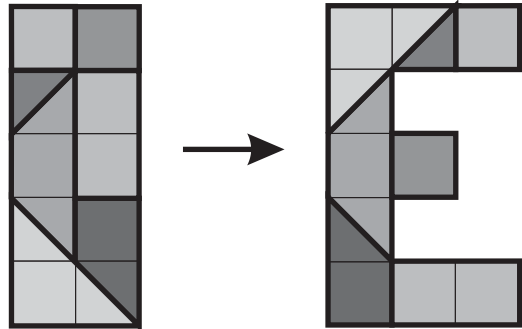








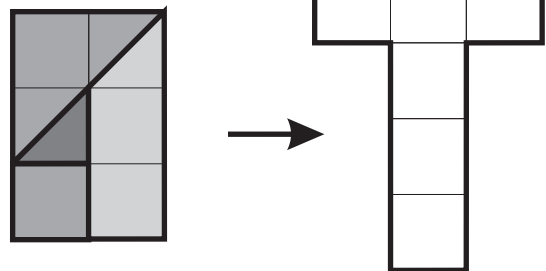
2. The letter E can be made by rearranging the shapes cut out from the rectangle shown below.



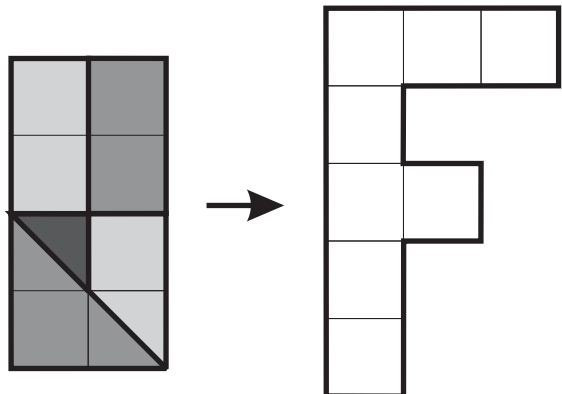
Using the shapes below show how they can be rearranged to form the letters shown.

You may find it easier to cut the shapes out of paper.


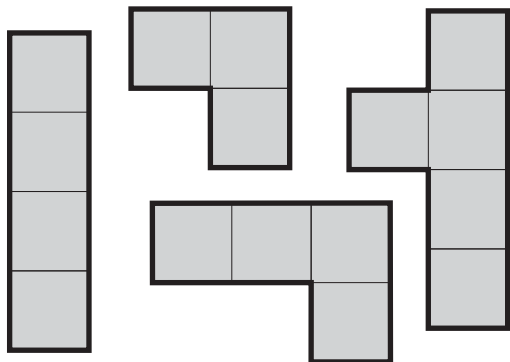
(a)



(b)



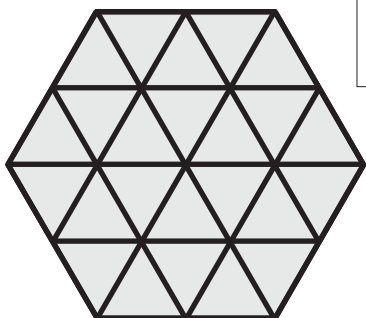
3. On the grid below show how these four objects can be arranged to form a **square**. They may need to be turned.



4. How many rectangles are in the shape below?
(The answer is not 6!)



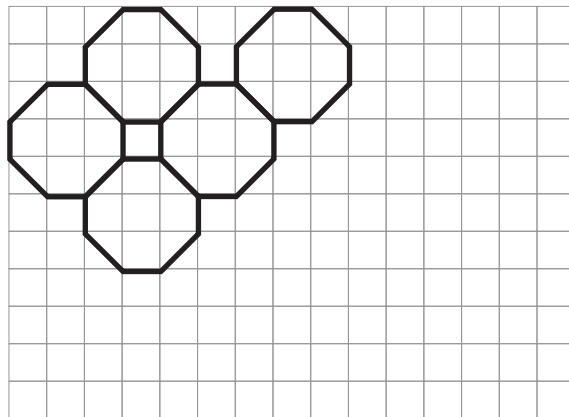
5. How many regular hexagons are in this shape?



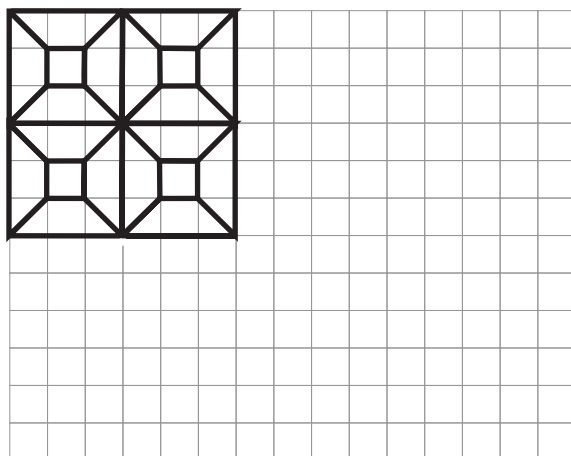
6. Complete the patterns shown below.

Colour them in.

Write under each pattern the shapes that make up the pattern.



Shapes:



Shapes:
