

Master Maths 9 Worksheet 58

Views on 3 Dimensional Objects 1

58


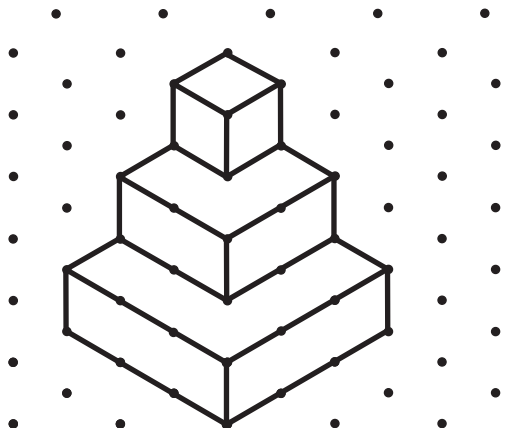
Name: _____

Draw the front, side and top views of the following objects.

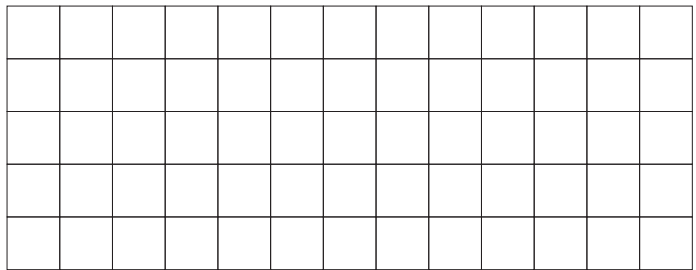
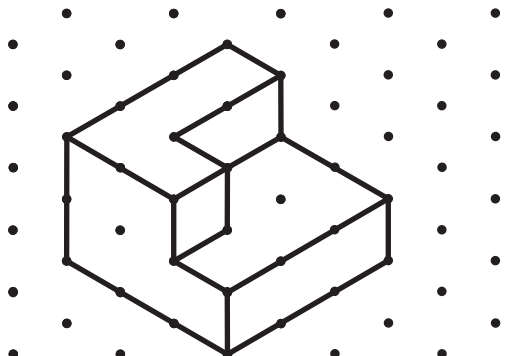
Example

The example shows a 3D object consisting of a 2x2x1 base with a 1x1x1 cube on top of one of the corners. Arrows indicate the 'Side' and 'Front' views. The corresponding 2D views are shown on a 5x5 grid:

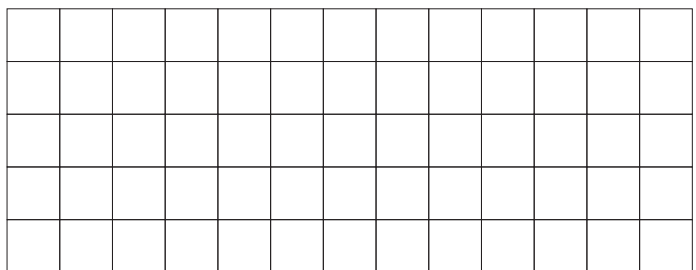
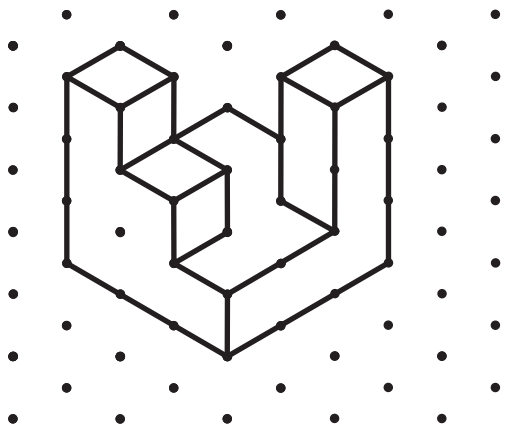
- Front View:** A 2x2 grid with a 1x1 square in the top-right corner.
- Side View:** A 2x2 grid with a 1x1 square in the top-left corner.
- Top View:** A 2x2 grid with a 1x1 square in the top-right corner.



Front View Side View Top View



Front View Side View Top View



Front View Side View Top View