

Name: _____

Due Date _____

Mark _____

1. Complete these conversions.

(a) $1 \text{ cm}^2 =$ mm^2

(b) $1 \text{ m}^2 =$ cm^2

(c) $1 \text{ hectare} =$ m^2

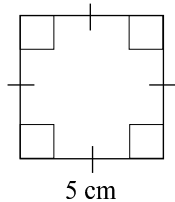
(d) $8.37 \text{ cm}^2 =$ mm^2

(e) $656 \text{ mm}^2 =$ cm^2

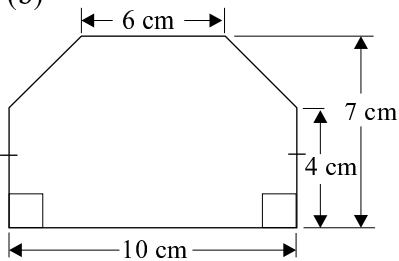
(f) $0.56 \text{ m}^2 =$ cm^2

2. Find the **area** of the following shapes.

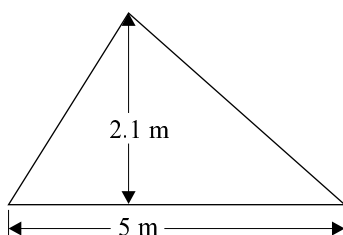
(a)



(b)



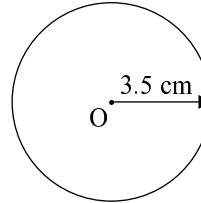
(c)



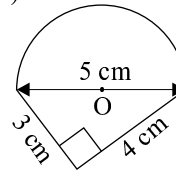
3. Calculate the **area** of these shapes.

Write answers correct to **one decimal place**.

(a)

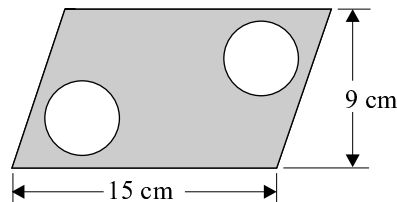


(b)



4 (a) Two circles of diameter 4 cm are cut out of this parallelogram. Find the **shaded area**.

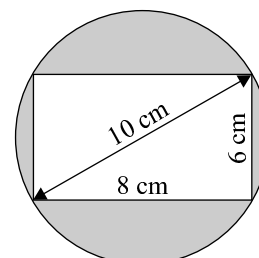
Write answer correct to **one decimal place**.




(b) A rectangle has been cut out of this circle.

Find the **shaded area**.

Write answer correct to **one decimal place**.





Parent's
Signature

5. Choose the best estimate of the **area** of:

(a) the MCG playing surface.

- A 500 m^2 B $20\,000 \text{ m}^2$
- C 2000 m^2 D 0.5 km^2

(b) the surface of an elephant.

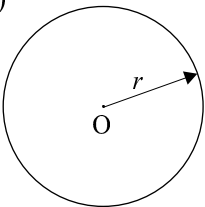
- A 100 m^2 B 10 m^2
- C 1 m^2 D 1 km^2

(c) a postage stamp.

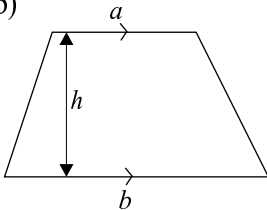
- A 1 cm^2 B 50 cm^2
- C 10 cm^2 D 100 cm^2

6. Find a **rule** for the **area** of these shapes.

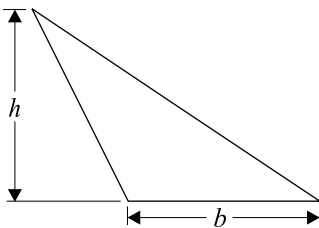
(a)



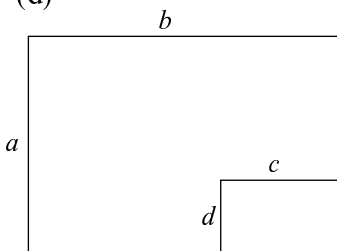
(b)



(c)

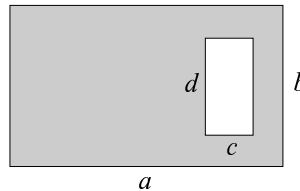


(d)

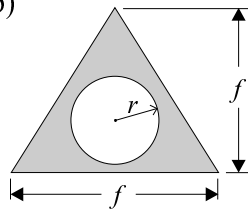


7. Find the **rule** for the **area** of the **shaded regions**.

(a)



(b)



8. Dough is rolled out to make biscuits.

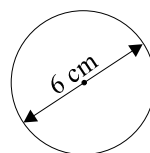
The rolled out dough is in the shape of a rectangle, 30 cm by 24 cm. The biscuit cutter is a circle of diameter 6 cm.

(a) What is the **area** of this rectangular piece of dough?

(b) What is the maximum **number of biscuits** that could be **cut** from this sheet of dough?

(c) Find the **area** of the top of a biscuit.

Write answer correct to **one decimal place**.



(d) What **area** of dough remains after the biscuits are cut from it?